


SPRING HOME MAINTENANCE



checklist

A Step-by-Step guide for shedding your home's winter skin.



- ✓ Clean and level **GUTTERS** to make sure water doesn't seep inside your home.
- ✓ Ensure **DOWNSPOUTS** are leading water away from the foundation to prevent structural, moisture and termite issues in your crawl space.
- ✓ Schedule **HVAC SERVICE** to ensure your systems reach intended life span.
- ✓ Clean **DRYER LINT TRAP** to avoid fire issues.
- ✓ Check for shifted vapor barrier, cracks in the foundation or leaks in your **CRAWL SPACE**.
- ✓ Check for **ROOF LEAKS** after a heavy rain focusing on pipe collars.
- ✓ **WALK YOUR LAWN** looking for soggy patches that may signal drainage problems, water line leaks or septic failures.
- ✓ Test carbon monoxide and **SMOKE DETECTORS**.
- ✓ **RESEAL** exterior woodwork, concrete pavers and decks.
- ✓ Clean **DISHWASHER FILTER**.
- ✓ **POWER WASH** exterior.
- ✓ Caulk, patch, replace & paint **SIDING & TRIM** as needed.
- ✓ **AERATE & SEED** your lawn - especially if you skipped last fall.

*All others receive \$50 off. Regularly priced at \$175.



enter to win

A FREE HOME INSPECTION*



enter to win below 🔍

mtreadvisors.com/inspect